

577.37

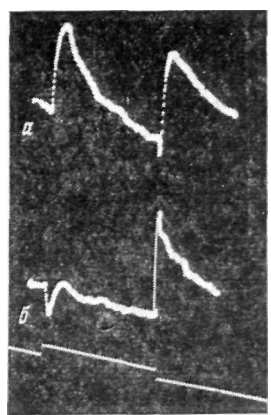
. . . , . . . , . . .

,  
, -  
-  
-  
-  
( , )  
-  
-

[1—3]

[4; 5],

»)  
( , )  
( « )  
( « )  
( » )  
( )

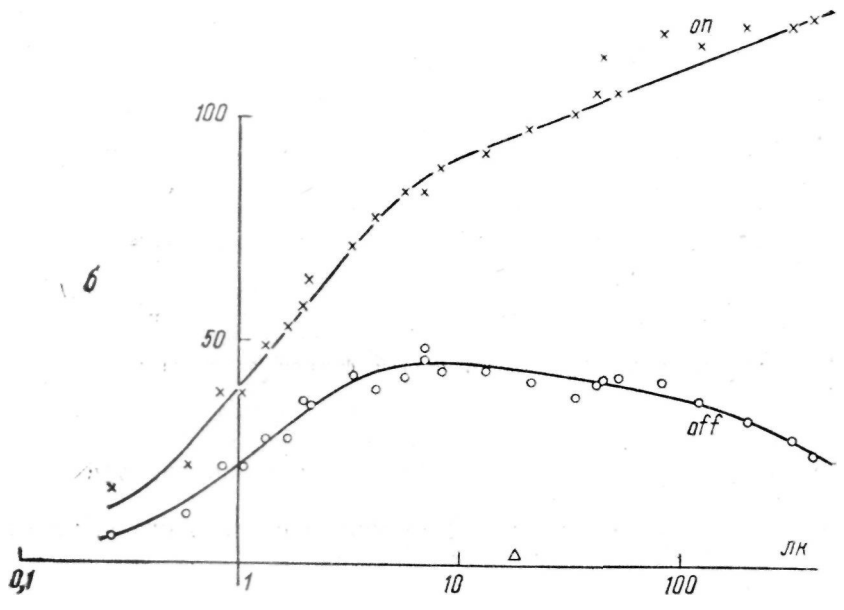
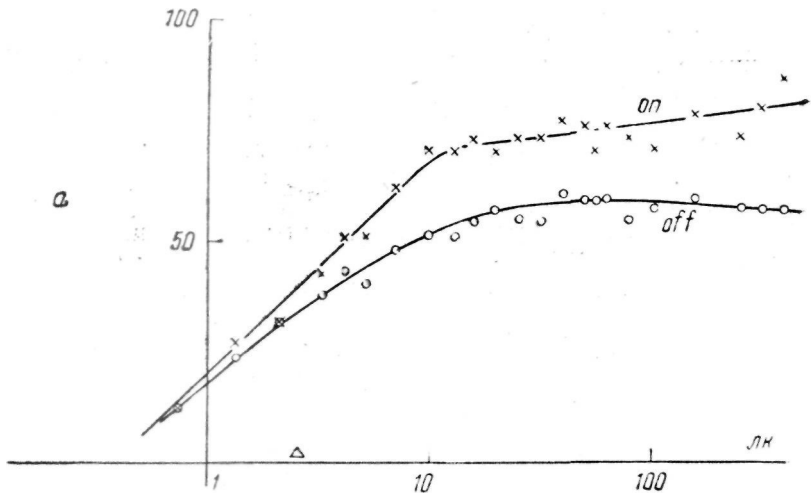


( . 1).

[6]

,  
,  
, 300 ); ( —  
,  
6 .  
[4], ,  
( )

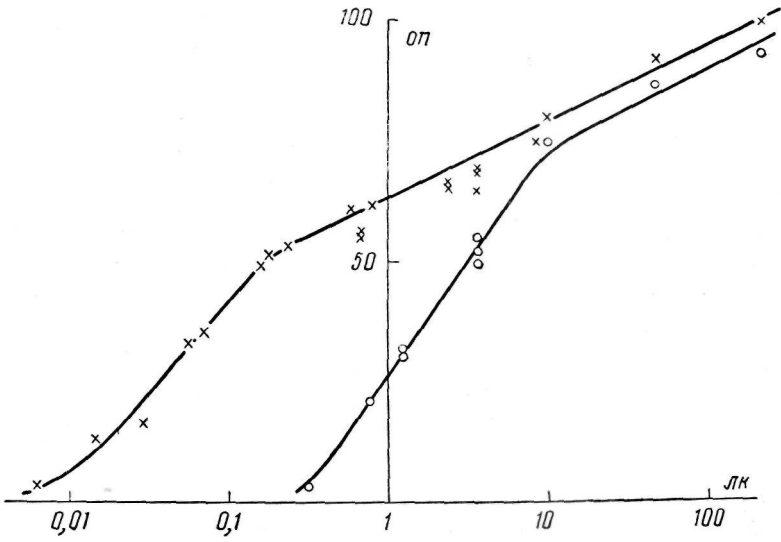
		R. ridibunda	R. temporaria	-
			[4; 7].	-
		10—12°.		-
	6	(	$\frac{3}{78}$	)
				-
~100			2—5	-
		(	1,	)
		[8].		-
1—3		50—80	(	)
				-
			PIII	[9],
			PIII	-
				-
			[4]	-
				-
PIII				-
		( <i>on-</i>	)	( <i>off-</i>
0,5—2				)
				-
				-



. 2.

( (5—10 ) ),  
 ( , - ).  
 [10]. , , , ,

off- ,  
 6-  
 off- n-  
 . 2  
 ( )

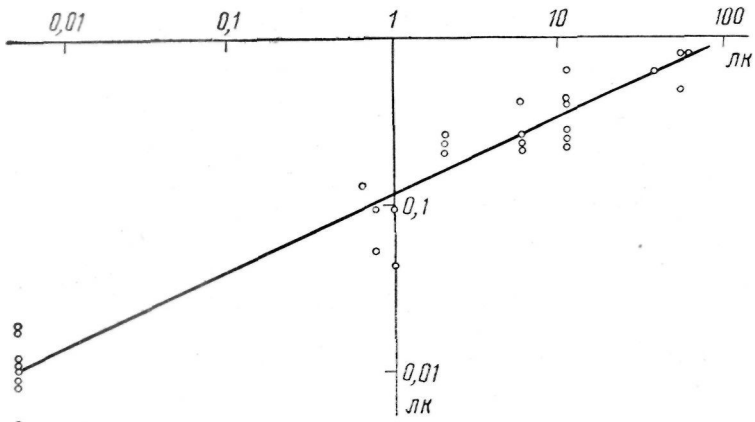


. 3.

x — 4

1. on- off-  
 ( . 2).  
 . 5 ,  
 off-
2. on-  
 ( 30- ) ) (
3. on- . off-  
 on- .  
 ( . 3).

[7; 11]



. 4.

)

( -

on-

4

0,01 1 0,01 100

РШ.

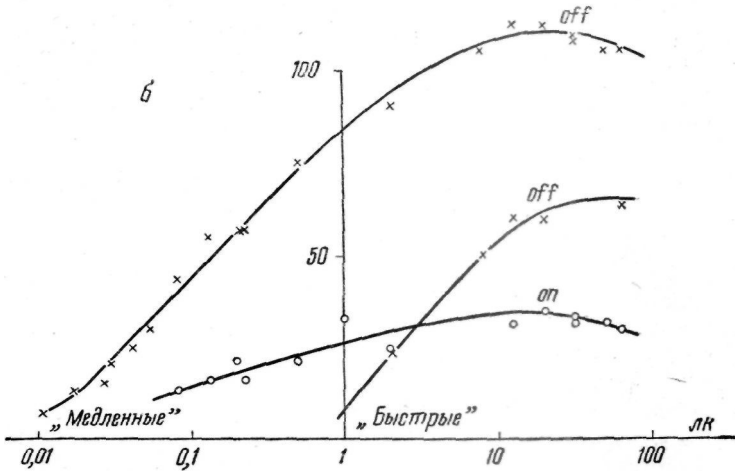
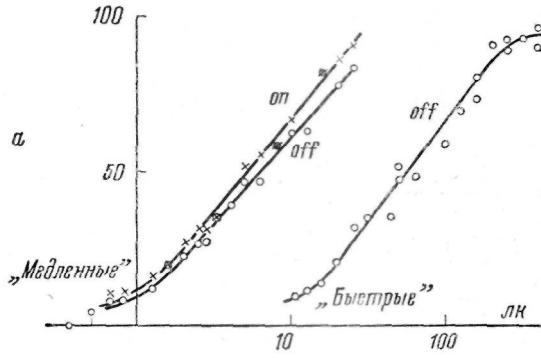
on-

on-

off-

on-

,  
—



. 5.

— 40 ; —

6

~0,005 ,

, 0,5 ,

. 5,

off-

)

(

( . 5, ).

. 5,

(

).

100

( . 5, ).

1. ( ).

*on-off*

0,005

0,5

2.

3.

8.IX.1964

1. Granit R., Sensory Mechanisms of the Retina. L., 1947
2. Mitarai G., Proc. Japan Acad. **34**, 299, 1958
3. Svaetichin G., M. N. H. I. E. F., Ann. N. Y. Acad. Sci. **74**, Art 2, 385, 1958
4. . . . . **4**, 689, 1959
5. . . . . **5**, 285, 1960
6. . . . . **51**, 1965
7. 3 . . . . . **9**, 612, 1964
8. . . . . **4**, 187, 1959
9. . . . . **49**, 440, 1963
10. Sawabata H., J. Opt. Soc. Amer. **50**, 456, 1960
11. 3 . . . . . **9**, 718, 1964